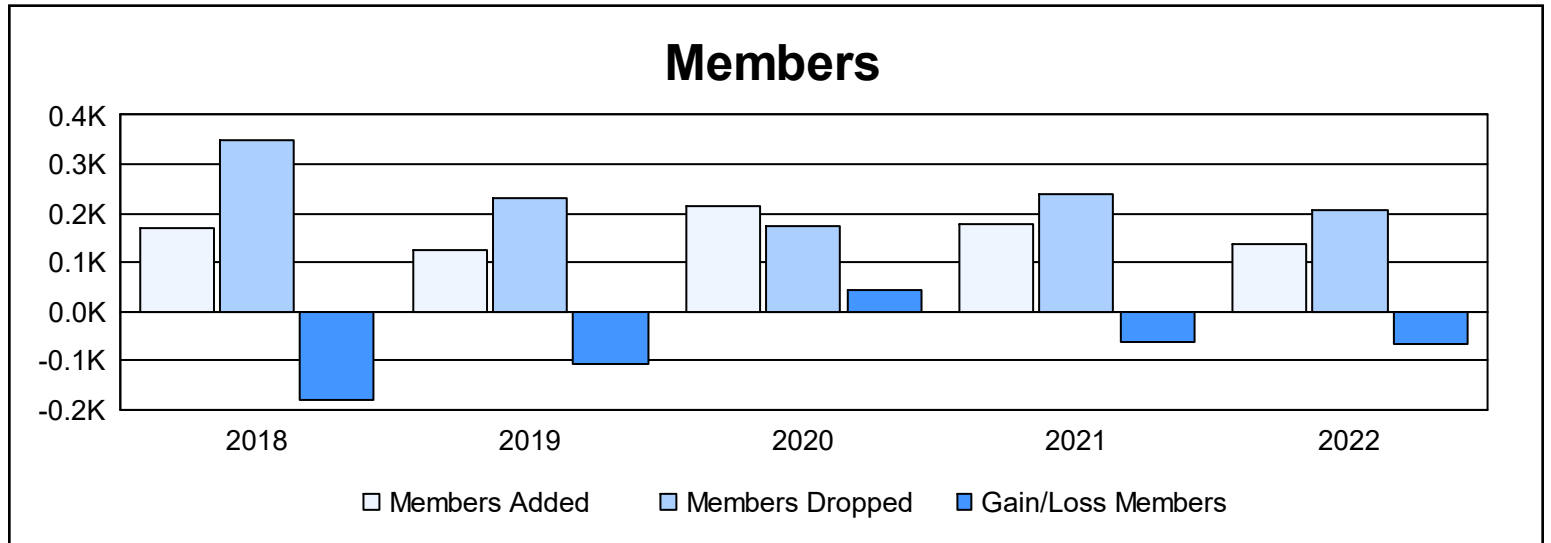
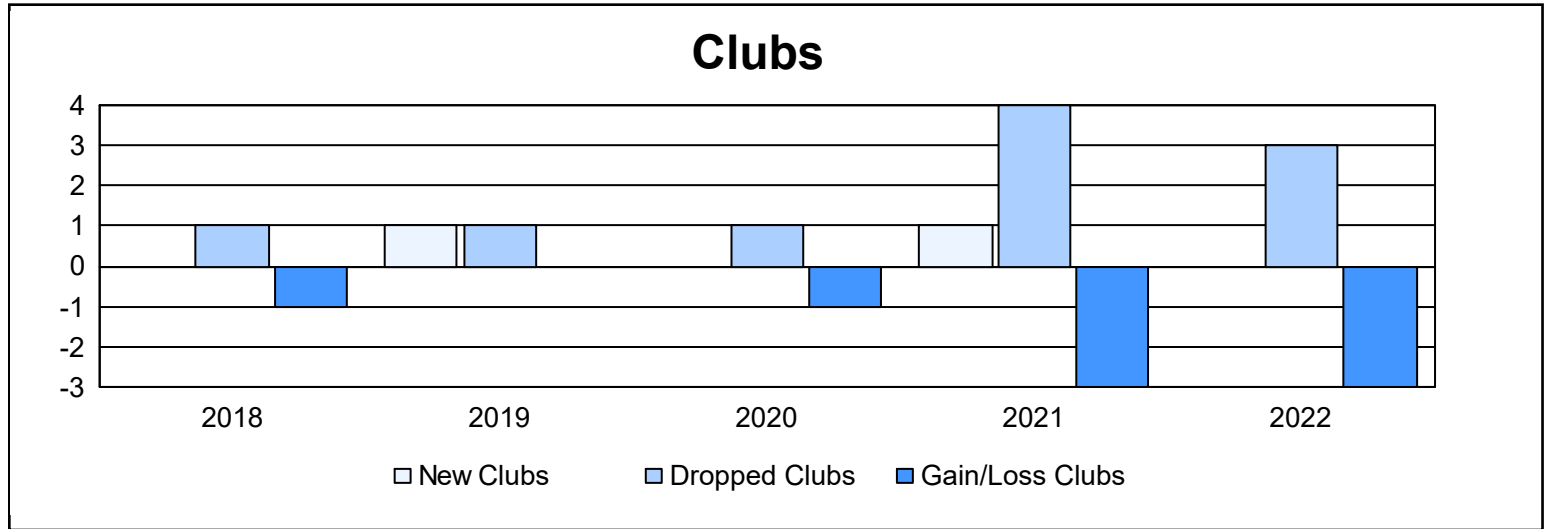
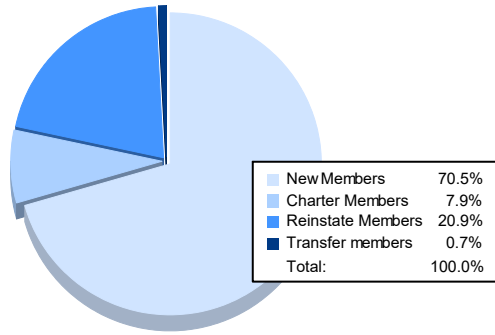


Year	New Clubs	Dropped Clubs	Gain/ Loss Clubs	New Members	Charter Members	Reinstate Members	Transfer Members	Total Member Added	Total Members Dropped	Gain/ Loss Members
2017-2018	0	1	-1	137	24	5	2	168	347	-179
2018-2019	1	1	0	71	48	5	0	124	231	-107
2019-2020	0	1	-1	181	4	13	18	216	173	43
2020-2021	1	4	-3	121	37	18	2	178	239	-61
2021-2022	0	3	-3	98	11	29	1	139	207	-68
<b>Average</b>	<b>0</b>	<b>2</b>	<b>-2</b>	<b>122</b>	<b>25</b>	<b>14</b>	<b>5</b>	<b>165</b>	<b>239</b>	<b>-74</b>



### Membership Composition June 2022 Cumulative



### Gender Composition June 2022 Cumulative

